

# HELLO, HELLO ICEBREAKER

and song

Hello Icebreaker

Tune: Frere Jacques

Hello, hello!

Hello, hello!

My name's .....

Response: His/her name's .....

I can ..... and .....

Response: He/she can ..... and .....

Good morning!

Response: Good morning!

Optional: After each  
again using 'la' while  
things th

Hello! My name is \_\_\_\_\_  
I can.....



swim



jump



listen



click



sing



touch my  
toes



build a  
sandcastle

fold my  
arms

free

# HELLO, HELLO ICEBREAKER & SONG

## What you'll need:

- 1 copy of the 'I can...' page for each child.
- 1 copy of the Hello, Hello Icebreaker poster, enlarged if needed.
- Coloured pencils

## The activity:

Firstly the kids look through the pictures on the Icebreaker printable, decide which ones they can do and colour them in. They might choose only a few things or they might decide they can do everything! Hopefully they'll take time to chat with the kids around them while they're colouring in.

Then, as a group, ask the children what they can do. They might like to add other special abilities such as break dancing, jumping like a frog or going cross-eyed. For the song they'll each need to choose two (that have one or two syllables) or one (with more than three syllables) to fit into the 'I can....' line of the song. For example, 'I can click and hop,' or 'I can build a sandcastle.'

This kind of song is called a call and response song as it goes back and forth between two groups. In this case we have one child singing and the rest of the class responding. The children will pick up the song quickly. Don't worry if your singing is less than spectacular, kids don't seem to mind! Use the Hello, Hello Icebreaker poster to teach the words of the song, pointing out the spaces they will need to fill in.

At first the teacher will need to sing along with the soloist to give them confidence and reassurance. Some children will be too shy to sing even with the teacher. In these cases I like to ask the child privately what words they would use for themselves, then ask permission to sing their verse for them. I find even the shyest children are happy when I sing for them as they feel included.

Do you know how Frère Jacque goes? It's the tune that goes along with the words. I've recorded a sample and placed it in the blog post. You can go back and listen to it **HERE**.

If it's not too disruptive take a break between each verse to act out what the previous singer could do while humming the tune or singing 'la la' instead of the words. This will make the song exponentially more fun and will probably inspire even more ideas about what they can do, for example, stamping and growling or climbing a tree.

I hope these activities are useful to you and wish you happy teaching and learning!

Liz



# Hello, Hello Icebreaker

Tune: Frère Jacques

Call: Hello, hello!

Response: Hello, hello!

Call: My name's .....

Response: His/her name's .....

Call: I can ..... and .....

Response: He/she can ..... and .....

Call: Good morning!


Response: Good morning!

Optional: After each verse sing again using 'la' while children act out the 2 things that child can do.



Hello! My name is \_\_\_\_\_

I can...



swim



jump



spin



listen



click



sing



hop



touch my  
toes



build a  
sandcastle



fold my  
arms



fly a  
kite



# THANK YOU!

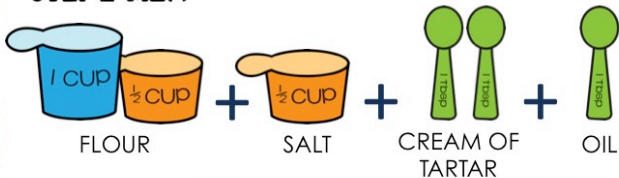
I hope your children really enjoy this activity!  
If you have any questions or concerns regarding  
this product please contact me at [lizearlylearningspot@gmail.com](mailto:lizearlylearningspot@gmail.com)

For many more teaching ideas and freebies visit my blog  
Liz's Early Learning Spot  
<http://www.lizs-early-learning-spot.com>

## MORE BACK TO SCHOOL FUN?

### No Cook Orange Play Dough

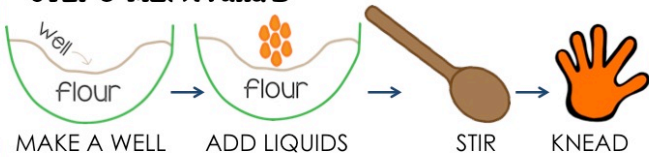
#### STEP 1: MIX



#### STEP 2: MIX




#### STEP 3: MIX A and B



#### STEP 4: TIME FOR FUN AND LEARNING!

Liz's Early Learning Spot © 2014



## MAPPING OUR Classroom

Free download



© 2015 Elizabeth Hah. All rights reserved. Purchase of this unit entitles the purchaser the right to reproduce the pages in limited quantities for classroom use only. Duplication for an entire school, an entire school system or commercial purposes is strictly forbidden without written permission from the publisher. Elizabeth Hah, [lizearlylearningspot@gmail.com](mailto:lizearlylearningspot@gmail.com)

Copying **any** part of this product and placing it on the Internet in any form (even a personal/classroom website) is strictly forbidden and is a violation of the Digital Millennium Copyright Act (DMCA). These items can be picked up in a google search and then shared worldwide for free.